


DEWATERING SOLUTIONS

The PAS centrifugal dry prime diesel canopy pump range

Sustainable Productivity

Atlas Copco



DEWATERING SOLUTIONS

The PAS range was developed as a result of our over 140 years' experience working with construction customers across the world. Our strategy fits perfectly with pumps. The first focus, of course, is providing efficient products. We strive to develop products that are better for you and better for the environment. Secondly, the products should be easy to take to your point of work. Therefore we put a huge amount of focus on making products that are smaller and lighter, with features that make them easy to move.

Suitable for a wide range of applications, the PAS range is best suited for transporting or lifting water with abrasive solids in suspension. This includes applications such as: construction and mine site dewatering, floodwater, stream diversions and municipal applications. Delivering fast dewatering solutions to sites where a power source is not available.

The dry prime units offer high performance and efficiency to ensure predictable and timely job completion with minimal operating expenses. The pump's superior duty points allow more flow and higher pressure delivery with lower power consumption.

When it comes to pumps, we focus on five key criteria:

Compact: Made to go where you need to go. With features that make it easy to transport.

Versatile: One pump should cover multiple applications. Focus on modular designs.

Durable: Tested, performed and verified in the toughest working conditions.

Efficiency: Focused on reducing fuel consumption. Made to suit any environment.

Simple service: Easy access to all parts and consumables.

PERFORMANCE THAT GOES THE DISTANCE

ENDURANCE SERIES

The centrifugal pump wet end lasts longer thanks to its high abrasion-resistant ductile cast iron material that offers excellent impact resistance and surface hardness. The semi-open impeller allows bigger solids passage.

Continuous drainage is made possible even with significant volumes of air (snore conditions) thanks to the oil-free diaphragm vacuum pump's automatic priming.

ENGINE

Durable power from a Kubota engine with a high capacity cooler ensures continuous running even at high ambient conditions.



VERSATILITY

A broader range of operating speed allows the same PAS unit to be utilized in a variety of worksites without loss of efficiency. With the PAS, you avoid a superficial fleet investment.

Different configuration possibilities, various options and accessories enable you to tailor and do more with your PAS.



EASY TO USE AND MAINTAIN



SAFE AND ENVIRONMENTALLY FRIENDLY

EASY TO CONTROL

The simple and user-friendly Qc1011 digital control module allows safe, accurate and effective operation. Automatic operation is made possible with float switches that can be connected to the harthing sockets.

REMOVABLE PANELS AND BIG ACCESS DOORS

Both the engine and pump components have easy service access to facilitate and simplify preventive maintenance and repair jobs.

GALVASTEEL ENCLOSURE

The PAS enclosure is designed for optimal noise attenuation and cooling. Galvanized steel and powder paint coating make it resistant against corrosion. This keeps the enclosure in good condition over a longer lifetime, ensuring a better resale value.

FUEL EFFICIENT

The PAS comes with a skid fuel tank that allows the pump to run continuously for days without refueling.

ROBUST FRAME

The wide frame combines the robustness with the efficiency on-site applications require. Forklift slots and a lifting eye save time and facilitate efficient transportation. Integrated bumpers protect the pump against any mechanical impact.

BUILT TOUGH FOR EFFICIENT OPERATION

DEDICATED COMPARTMENT FOR CONTROL CUBICLE

With a dedicated control cubicle compartment, the PAS can be safely operated even while pumping. It also minimizes vibration and temperature impact on more sensitive control components. The cubicle meets the IP54 protection class. The dust and water proof features for the door prevent damage to the control components.



SPILLAGE-FREE BASE

The frame has a 110% self-contained base for oil, coolant and fuel. External drain points are placed strategically to allow easy and efficient draining of internal liquids with limited risk of environmental spillage.

TECHNICAL DATA

Model		PAS4-KDS3A	PAS6-KDS3A	PAS8-KDS3A
Maximum capacity	m ³ /h	240	500	590
Max. head	m.w.c.	33	37	33
Solids handling	mm Ø / inch Ø	45 / 1.77	76 / 3	76 / 3
Best efficiency point (B.E.P.)		182 m ³ /h @ 24 m.w.c.	342 m ³ /h @ 22 m.w.c.	445 m ³ /h @ 22 m.w.c.
Pump efficiency	%	75	80	69
Fuel autonomy* - standard high skid fuel tank @ B.E.P.	h	55	38	49
Fuel autonomy* - optional eco skid fuel tank @ B.E.P.	h	19	14	21

Engine data				
Model		Kubota V2403-M-DI	Kubota V2607-DI-T	Kubota V3307-DI-T
Type		Vertical 4-cycle diesel	Vertical 4-cycle diesel	Vertical 4-cycle diesel
Cylinders		4	4	4
Governor		Mechanical	Mechanical	Mechanical
Combustion system		Direct Injection	Direct Injection	Direct Injection
Cooling system		Watercooled	Liquid cooled	Liquid cooled
Max. continuous power	kW	25.7	30.5	46.9
Max. speed	rpm	2200	2000	2200
Exhaust emission compliance		EU Stage IIIA	EU Stage IIIA	EU Stage IIIA flex

Pump data				
Endurance series		Type P4-220G	Type P6-250G	Type P8-265G
Operating speed	rpm	1200 - 2200	1200 - 2200	1200 - 2200
Maximum absorbed power	kW	18.2	28.6	42.2
Centrifugal pump	kW	16.0	26.4	40.0
Priming system	kW	2.2	2.2	2.2

Construction features				
Pump casing		Cast iron GG20	Cast iron GG20	Cast iron GG20
Impeller		Ductile Iron GGG50	Ductile Iron GGG50	Ductile Iron GGG50
Shaft seals		Tungsten carbide + double back-up lip seals in oil bath		
Wear plates		Replaceable ductile iron GGG50 wear plates front & rear impeller side		
Pump shaft material		Steel 38 Ni Cr Mo 4	Steel 38 Ni Cr Mo 4	Steel 38 Ni Cr Mo 4
Shaft sleeve		AISI 316 sleeve	AISI 316 sleeve	AISI 316 sleeve
Bearings		Double bearings - single and double raw balls life grease lubricate		
Coupling		SAE 4 - V7.5"	SAE 4 - V10"	SAE 4 - V10"
Gaskets		Compressed synthetic fibers		
O-Rings		Viton	Viton	Viton
Diaphragm vacuum pump		Oil-free water tolerant 50m ³ /h coupled to the pump with V-belts		
Air-separation chamber		Casing in cast iron with S/S float mechanism (installed at suction side)		
Non return check valve		Flapper type, made in neoprene, installed on discharge port		

Control system	
Control module	Qc1011 controller with selectable manual or automatic start function**
IP protection	IP65 (dust tight and water jet-protected)
Speed regulation	Vibration-resistant manual engine speed regulation with micro-fine adjustment

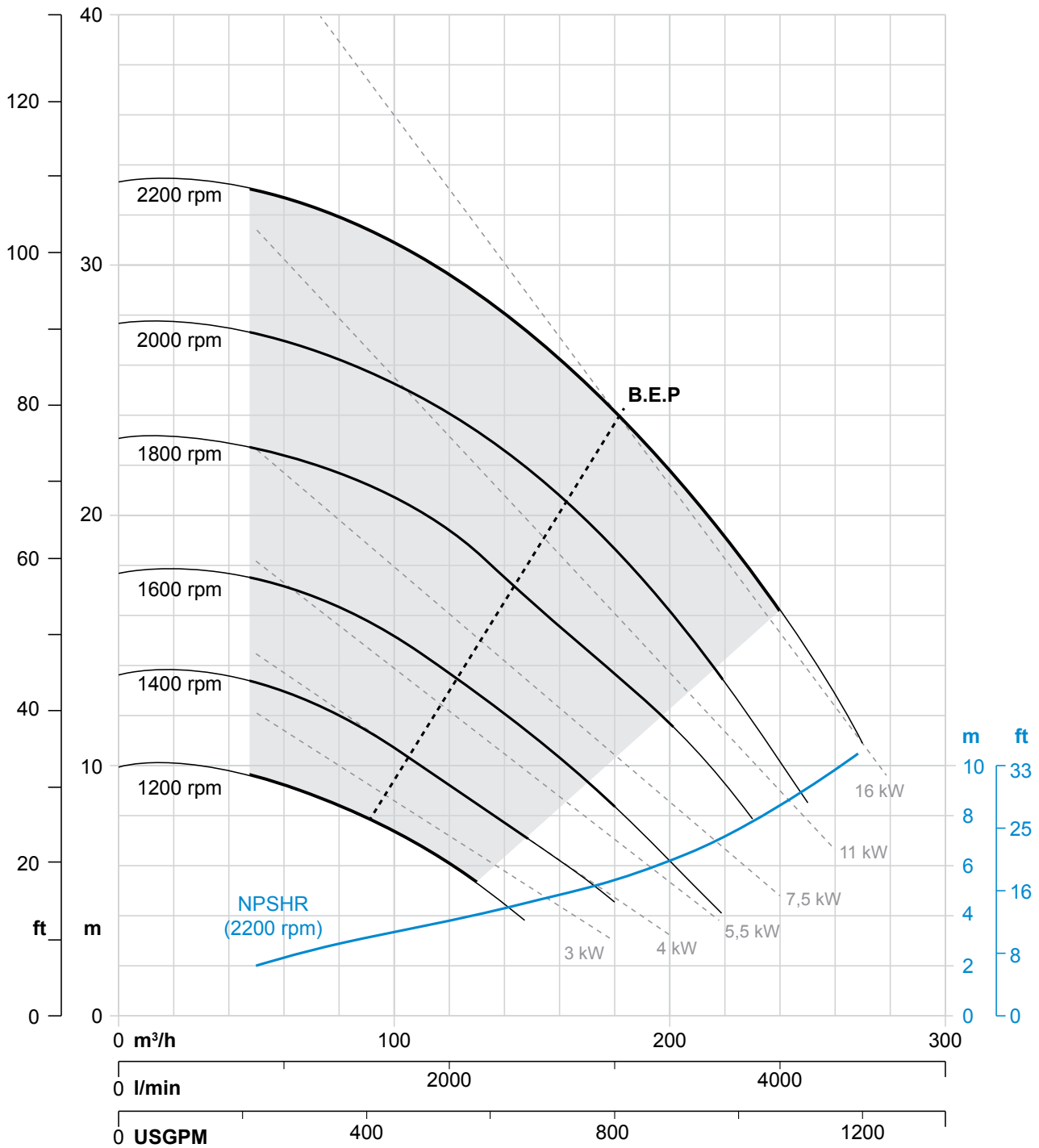
Dimension and weight - LxWxH				
Standard suction discharge		DN100 (4")	DN150 (6")	DN200 (8")
Standard high skid frame	mm	2145 x 950 x 1368	2146 x 950 x 1368	2877 x 1100 x 1728
Standard economy skid frame	mm	2145 x 950 x 1168	2146 x 950 x 1168	2877 x 1100 x 1613
Optional trailer mounted. Standard fuel tank	mm	3771 x 1571 x 1972	3783 x 1571 x 1972	4520 x 1615 x 2321
Optional trailer mounted. Economy skid fuel tank	mm	3771 x 1571 x 1772	3783 x 1571 x 1772	4520 x 1615 x 2206
Weight (dry)	kg	1070	1135	1654
Weight of the undercarriage	kg	276	281	574
Max. sound power level (LWA) ^(a) according to 2000/14/EC/OND	dB(A)	93	93	94
Max. sound pressure level (LPA) at full load and 7m	dB(A)	67	67	70

*Based on max. speed – **Automatic function with float switches

(a) Test references:
 ISO 3744 : 2010 Acoustics - determination of sound power levels and sound energy levels using sound pressure
 ISO 4871 : 1996 Acoustics - declaration and verification of noise emission values of machinery and equipment
 Measured on unit running at maximum rpm

PERFORMANCE CURVE

PAS4-KDS3A



PERFORMANCE CURVE

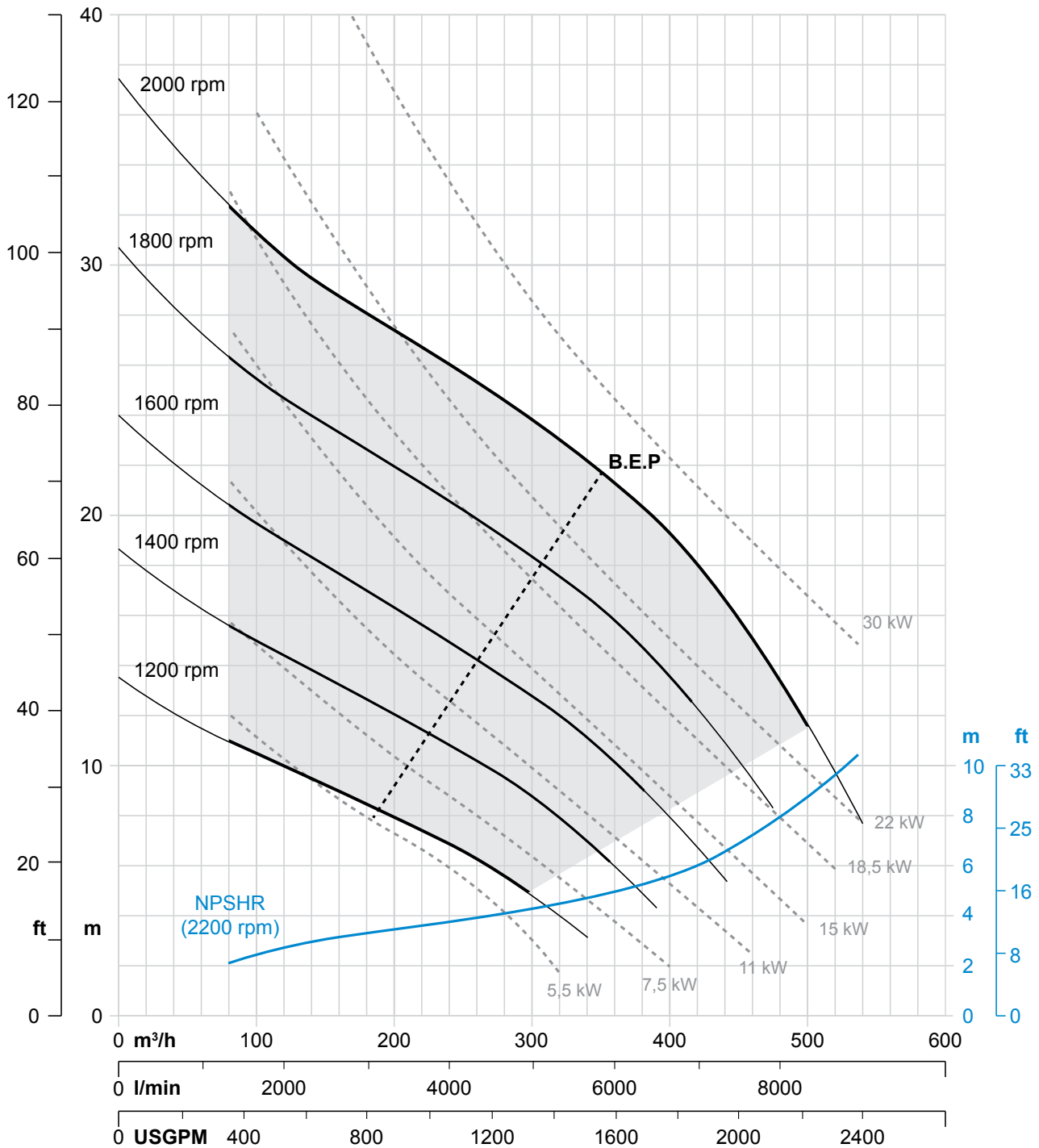
Tested according to EN ISO 9906 Grade 2
 Test liquid: water: density 1000 kg/m³
 Spherical solids handling: D 45mm
 Priming time: -s (with suction lift of 1.5m)
 Impeller diameter: 215 mm
 Number of blades: 3
 Power requirements do not include priming system

Recommended pump operating range

B.E.P. = Best Efficiency Point

PERFORMANCE CURVE

PAS6-KDS3A



PERFORMANCE CURVE

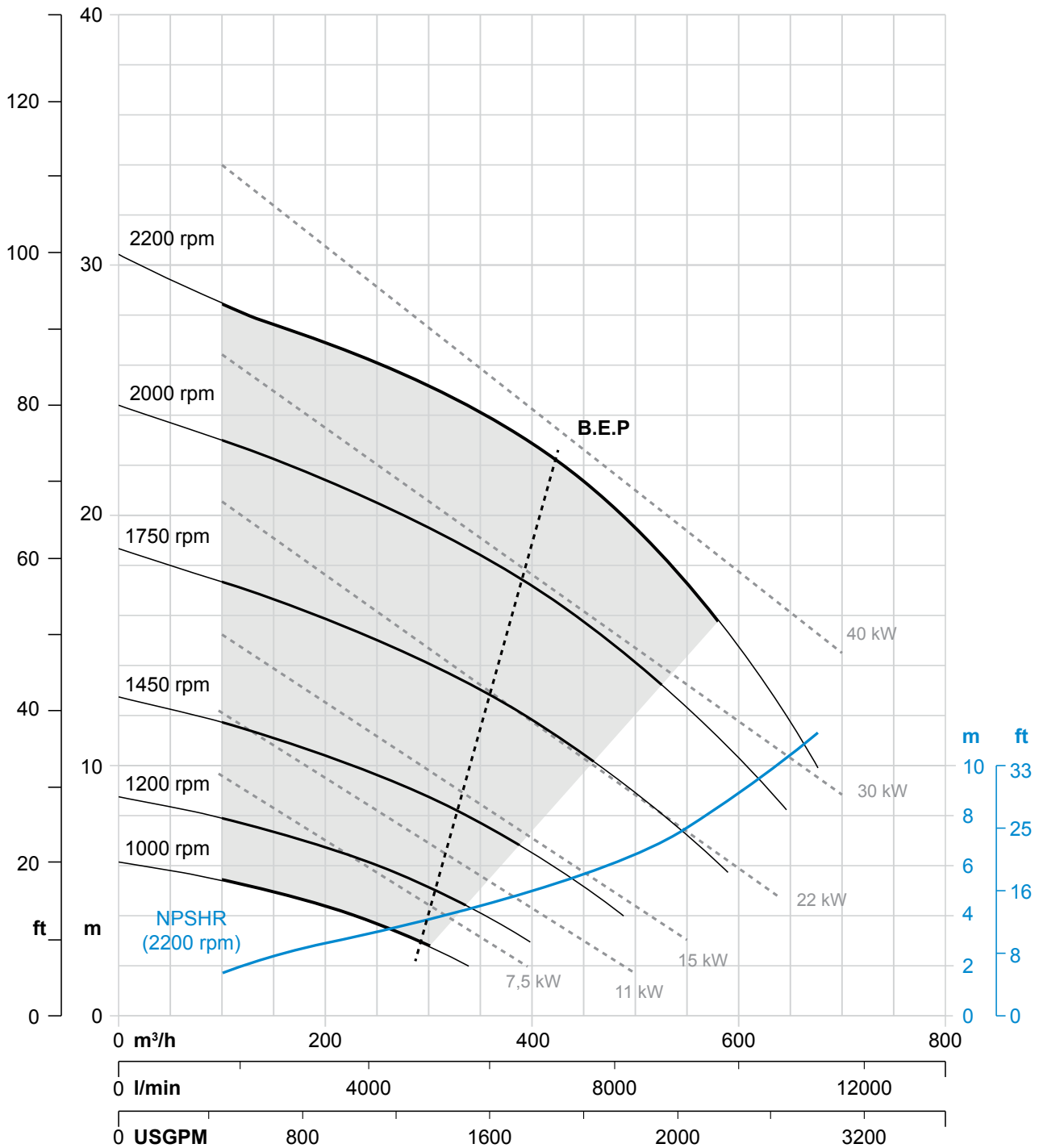
Tested according to EN ISO 9906 Grade 2
 Test liquid: water: density 1000 kg/m³
 Spherical solids handling: D 45mm
 Priming time: -s (with suction lift of 1.5m)
 Impeller diameter: 215 mm
 Number of blades: 3
 Power requirements do not include priming system

Recommended pump operating range

B.E.P. = Best Efficiency Point

PERFORMANCE CURVE

PAS8-KDS3A



PERFORMANCE CURVE

Tested according to EN ISO 9906 Grade 2
 Test liquid: water: density 1000 kg/m³
 Spherical solids handling: D 45mm
 Priming time: -s (with suction lift of 1.5m)
 Impeller diameter: 215 mm
 Number of blades: 3
 Power requirements do not include priming system

 Recommended pump operating range

B.E.P. = Best Efficiency Point

PORTABLE ENERGY SOLUTIONS PORTFOLIO

AIR COMPRESSORS

READY TO GO

- 1-5 m³/min
- 7-12 bar



VERSATILITY

- 7-22 m³/min
- 7-20 bar



PRODUCTIVITY PARTNER

- 19-64 m³/min
- 10-35 bar



Diesel and electric options available.

GENERATORS

PORTABLE

- 1,6-13,9 kVA



MOBILE

- 9-1250* kVA



INDUSTRIAL

- 10-1250* kVA



*Multiple configurations available to produce power for any size application.

DEWATERING PUMPS

ELECTRIC SUBMERSIBLE

- 275-16.500 l/min



DIESEL DRIVEN CANOPY

- 833-9833 l/min



DIESEL DRIVEN OPEN FRAME

- 3300-7500 l/min



LIGHT TOWERS

LED



METAL HALIDE



SOLAR



COMMITTED TO SUSTAINABLE PRODUCTIVITY

Atlas Copco's Portable Energy division has a forward-thinking philosophy. For us, creating customer value is all about anticipating and exceeding your future needs – while never compromising our environmental principles. Looking ahead and staying ahead is the only way we can ensure we are your long term partner.

www.atlascopco.com

Atlas Copco